

Table of Contents

General information.....	1
Operation modes.....	1
Drivers Installation.....	1
Software Installation.....	2
Software Activation (standalone Content Extractor dongle).....	4
Software Activation (addon for Infinity-Box dongle).....	7
Read dongle identification, serial number (S/N).....	8

General information

Infinity-Box **Content Extractor** is a software to extract user data (phonebook) from differnt mobile phones (even if phone is dead or semi dead).

Infinity-Box corporate web site:	http://www.infinity-box.com/
Infinity-Box Content Extractor web site:	http://www.content-extractor.com/
Infinity-Box Content Extractor download area:	http://www.content-extractor.com/download/
Sales department e-mail:	support@infinity-box.com
Technical support e-mail:	cex@infinity-box.com

Operation modes

Infinity-Box **Content Extractor** works in two modes:

- ✓ Addon for Infinity-Box dongle (activation payment required, contact to support@infinity-box.com)
- ✓ Standalone **Content Extractor** dongle

Each operation mode has exactly the same functionality.

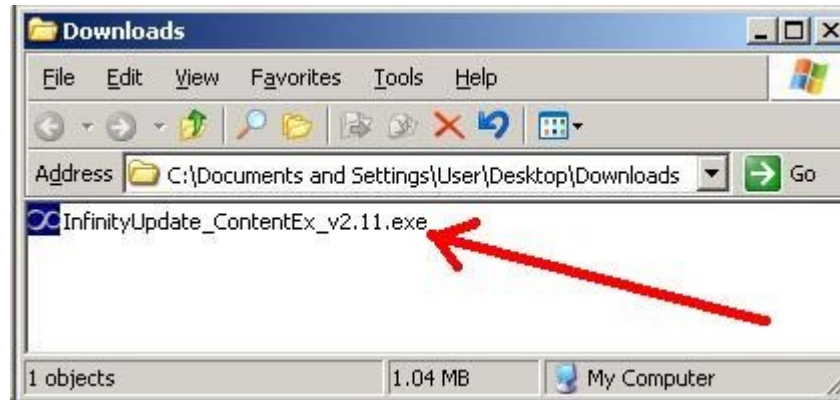
Drivers Installation

Protection dongle (smart-card) drivers should be installed.

1. Visit <http://www.infinity-box.com/support.php>
2. Download and install drivers according to **I. Installation procedure** section

Software Installation

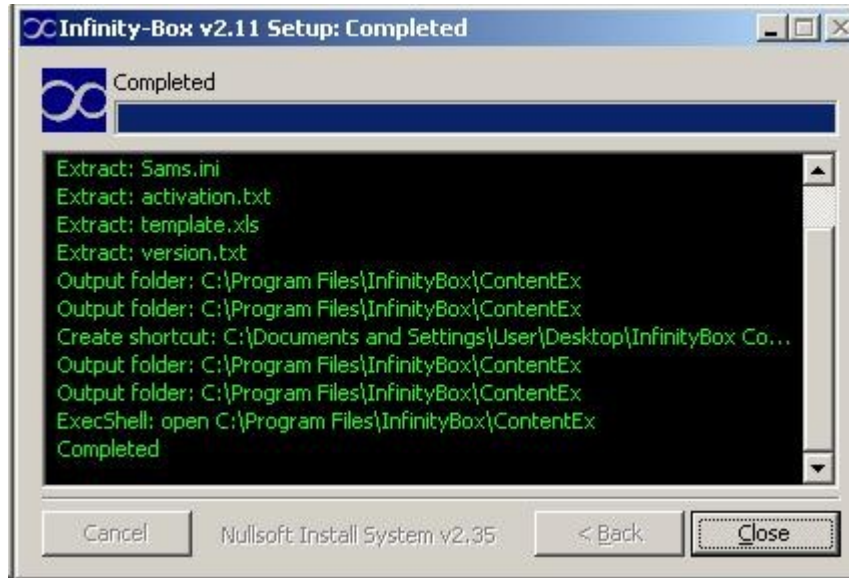
1. download software Installer: <http://www.content-extractor.com/download/>



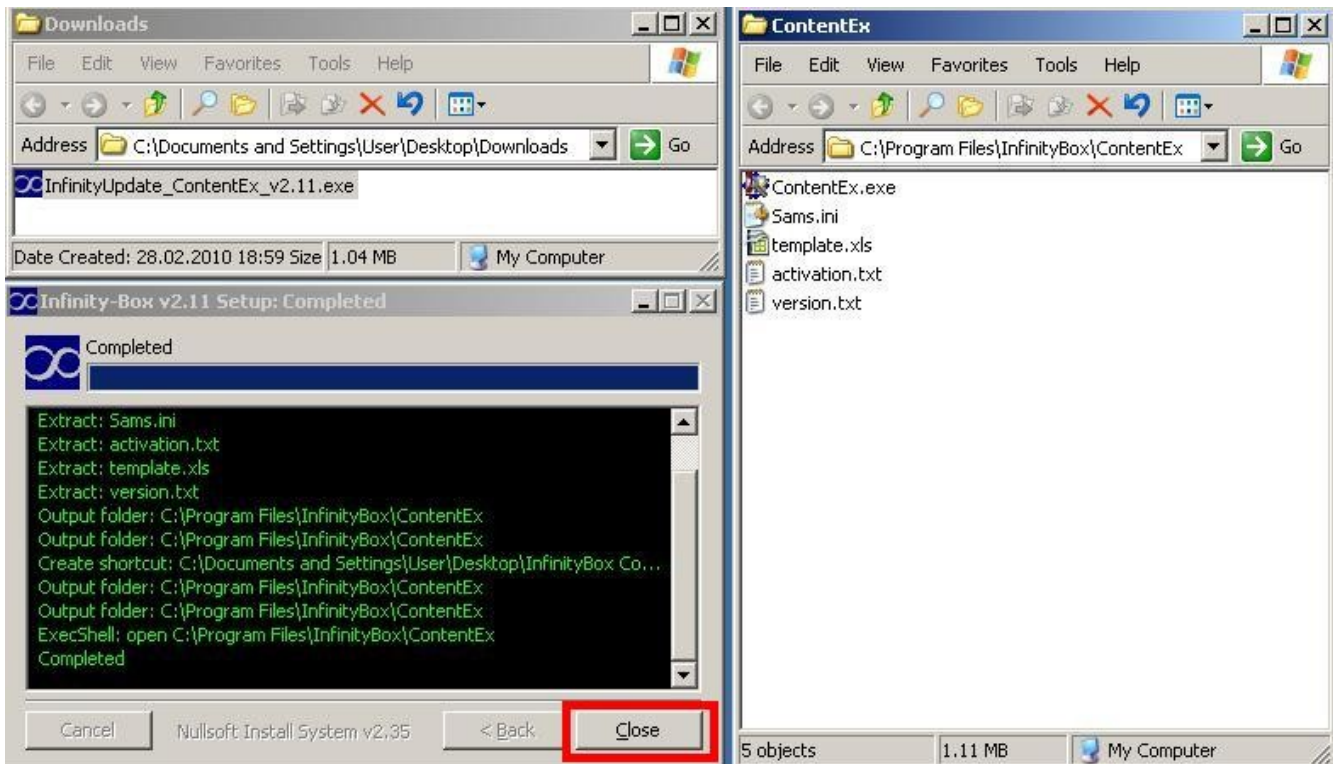
2. Check installation options, press "Install" button



- 3. Wait several seconds



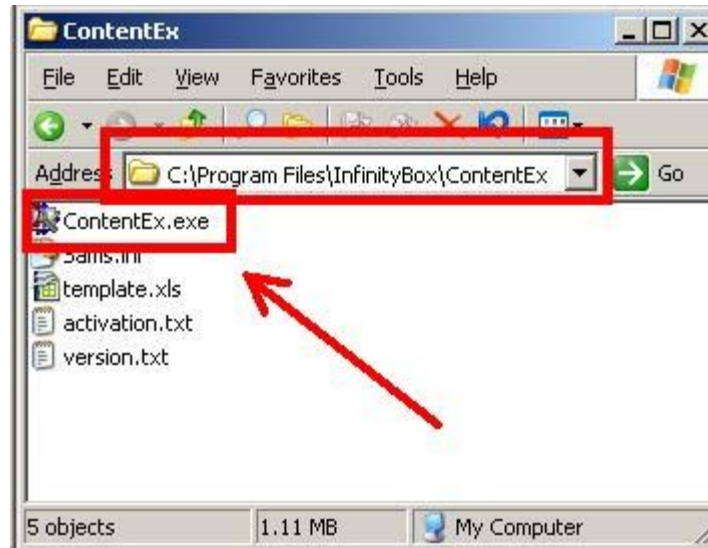
- 4. Finally you will see folder with software and Desktop shortcut



Software Activation (standalone Content Extractor dongle)

Software should be activated before use.

1. Run **Content Extractor** software



2. You will see activation request

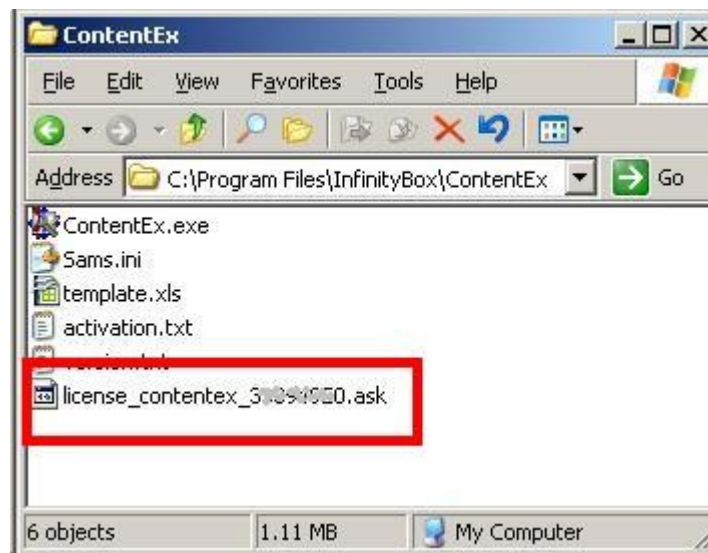
A screenshot of a "License form" dialog box. The text inside reads: "Software is not activated yet !", "Fill this form and please read [activation.txt](#) file for complete activation procedure". Below the text are three input fields: "Box serial" (containing "33021920"), "User Name", and "e-mail". An "Ok" button is located at the bottom center.

3. Enter registration data



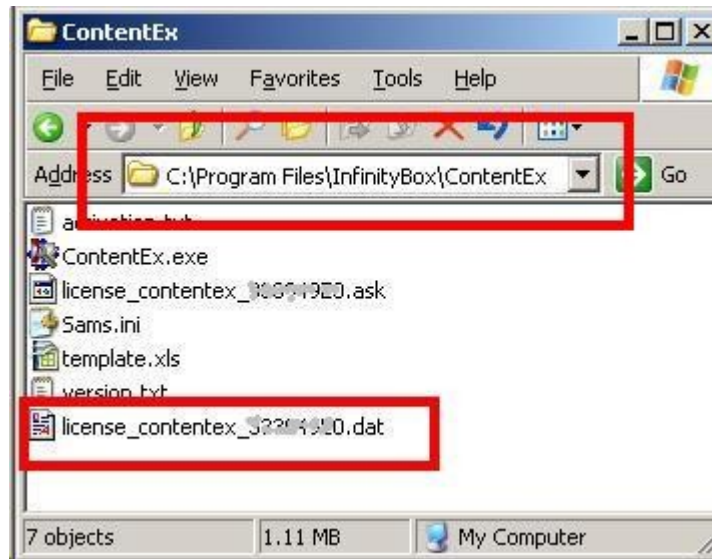
The image shows a 'License form' dialog box with a title bar containing a close button. The main text reads: 'Software is not activated yet ! Fill this form and please read [activation.txt](#) file for complete activation procedure'. Below this, there are three input fields: 'Box serial' with the value '30034000', 'User Name' with the value 'John Smith', and 'e-mail' with the value 'john.smith73124@gmail.com'. An 'Ok' button is centered at the bottom.

4. Activation ASK file will be created in folder with software



5. Send **license_XXXXXXX.ask** key file to cex@infinity-box.com
6. Wait some time, you will get **license_XXXXXXX.dat** activation file back

- 7. Copy activation **license_XXXXXXX.dat** file into folder with software



- 8. Activation done, software ready to work

Software Activation (addon for Infinity-Box dongle)

1. Run Infinity-Box [Dongle Manager](#) and make "Read dongle serial number (S/N)"
2. Send Infinity-Box S/N information to support@infinity-box.biz
3. Wait confirmation from support that your dongle activated
4. Run Infinity-Box [Dongle Manager](#) and upgrade your dongle firmware
5. Run Infinity-Box [Dongle Manager](#), read dongle S/N again and be sure that you have new option activated
6. Download and run [Content Extractor](#)
7. "**licence_XXXXXX.ask**" file will be created in folder with software
8. Send "**licence_XXXXXX.ask**" file to support@infinity-box.biz
9. Wait "**licence_XXXXXX.dat**" file from support
10. Copy "**licence_XXXXXX.dat**" file into folder with software
11. Software ready to work

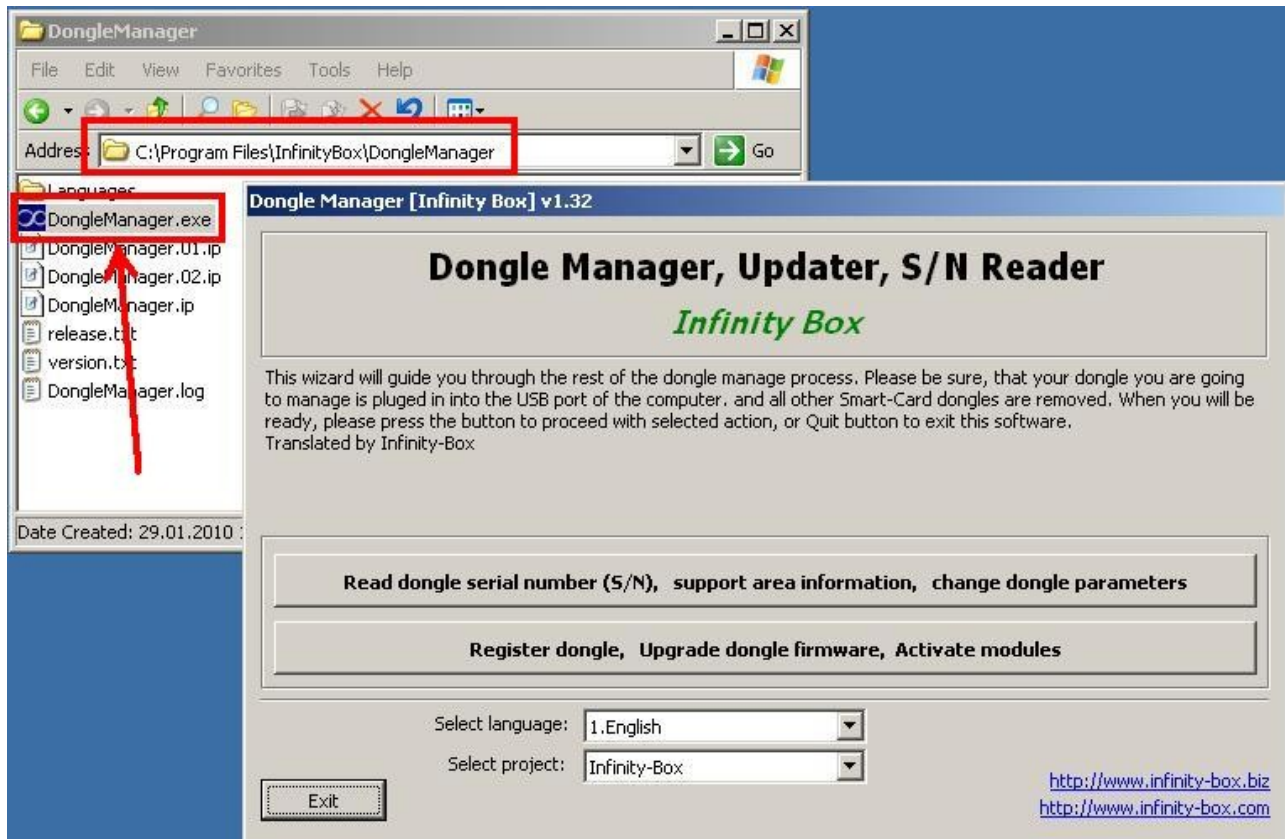
Dongle Manager: <http://www.infinity-box.com/download/index-1.php?dir=&file=DongleManager.rar>

Content Extractor: <http://www.content-extractor.com/download/>

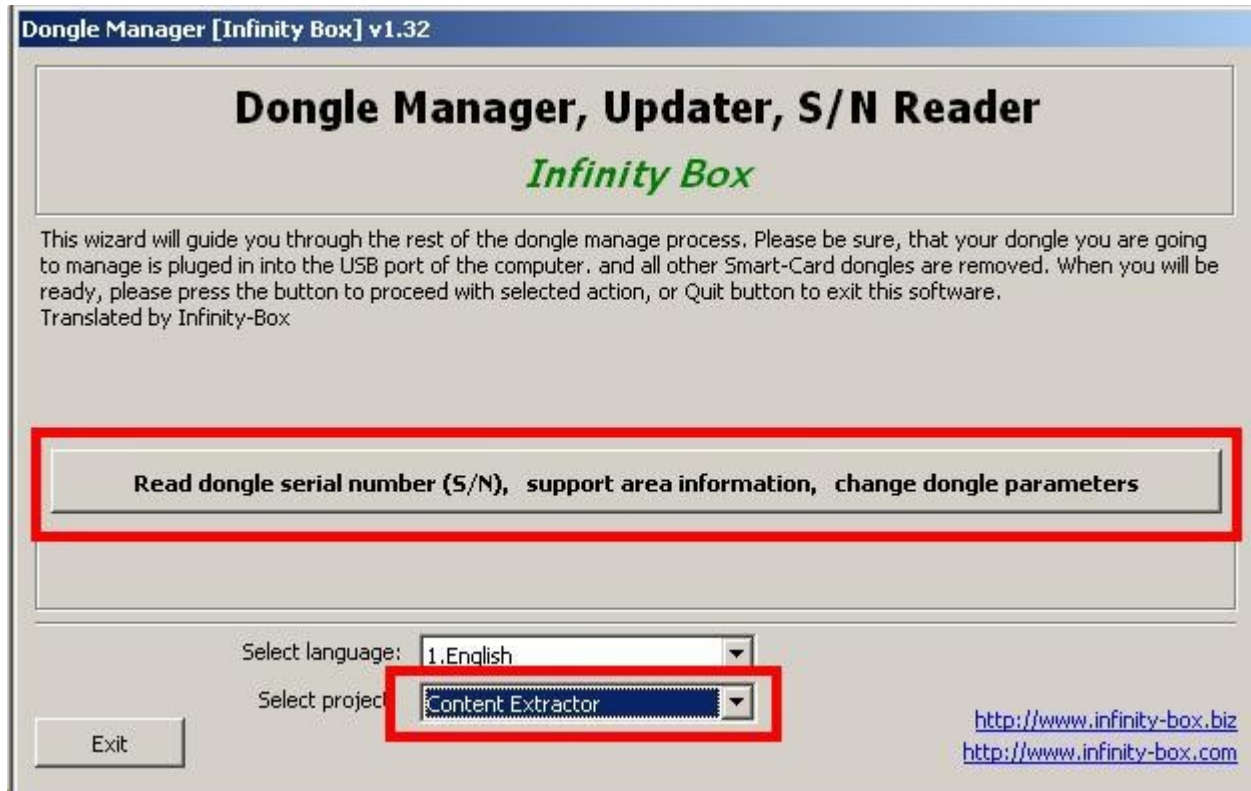
Read dongle identification, serial number (S/N)

In case of any problems with software and/or dongle functionality it is need to send information about your dongle identification data (serial number etc.) to support.

1. Download and run **Dongle Manager**: <http://www.infinity-box.com/support.php>



2. Select **Content Extractor** project and press "Read dongle serial number (S/N)" button



3. Here is an example of dongle identification data

